
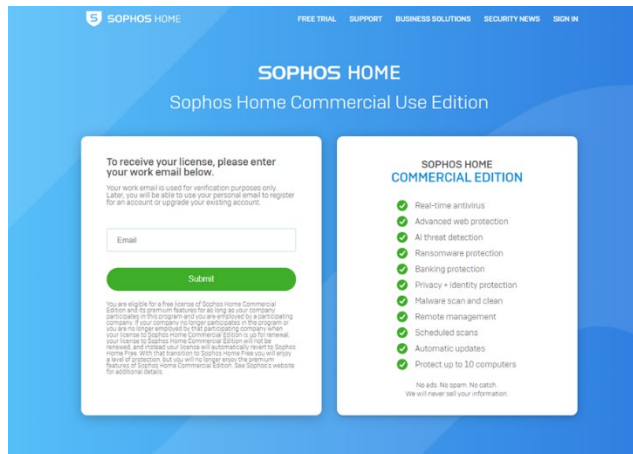
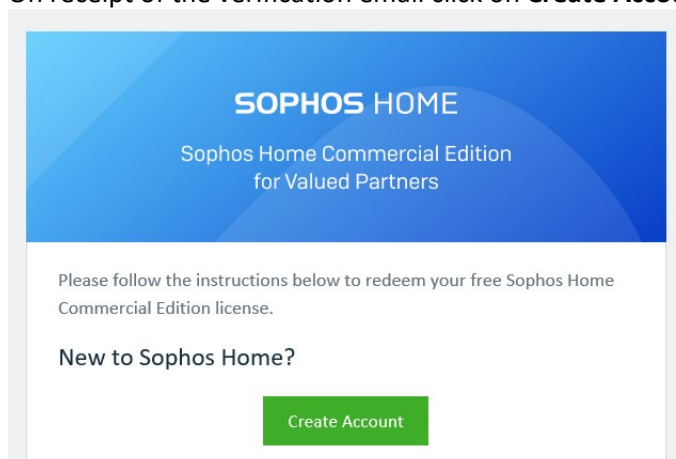


Sophos for Home

1. Visit [the Sophos website](#)
2. Use your university email address to verify your eligibility and receive your unique coupon code.



3. On receipt of the verification email click on **Create Account**.



NOTE: Your personal email address is to be used for registration. During registration, please ensure the accuracy of your personal email as coupon codes are single-use.

4. Follow a few simple steps to register and download the product.

Sophos Home PREMIUM Refresh Support borgster73@gmail.com

Getting Started
Protect your PCs and Macs with Sophos Home by following the instructions below to add your devices. [Learn more](#)

Welcome to Sophos Home! Let's get started...

Protect this PC
Download Sophos Home on to your PC. Once installed it will automatically scan and clean your machine.
By clicking "Download", (i) you acknowledge that Sophos will process your personal data as described in the Privacy Policy, and (ii) you confirm you have read, understood, and accepted the Sophos End User Licence Agreement. [Download](#)

Want to protect a different device?
Sophos Home allows you to protect and manage multiple devices.
Email install link to protect another household computer or copy the link below

<https://accounts.home.sophos.com/install/b05faf0a897f8e72303db239411d16f/9c80755bc8784a78a9ee>

Support

For more information about extending the powerful Sophos security to your home devices please visit <https://home.sophos.com/en-us/landing/commercial-use.aspx>.

The commercial-use link includes an FAQ on how to distribute, download and use the product.